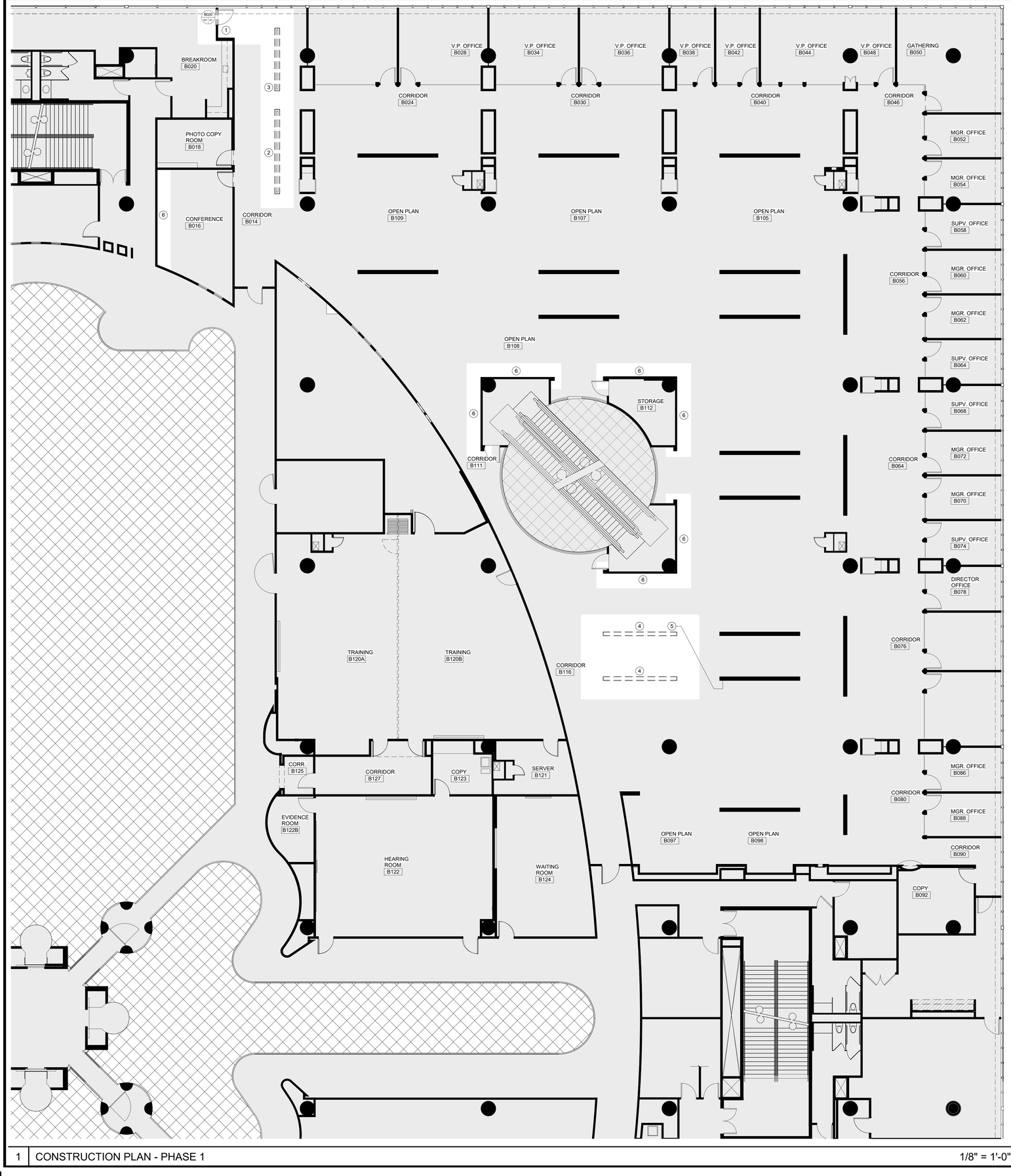

1 CONSTRUCTION PLAN - PHASE 1 1/8" = 1'-0"

1.0 GENERAL REQUIREMENTS:

1.0.2 CONTRACTOR SHALL BE RESPONSIBLE FOR ALL SHOP DRAWINGS AND SUBMITTALS REQUIRED BY JURISDICTION FOR PERMITTING AND FINAL INSPECTIONS. THESE MAY INCLUDE BUT ARE LIMITED TO FIRE ALARM, SPRINKLER, LOW VOLTAGE WORK ETC. ALL LIGHT FIXTURES AND FINISH MATERIALS WILL REQUIRE FULL PRODUCT SUBMITTALS.
1.0.3 INSTALLATION, SUBMITTAL REQUIREMENTS AND ADMINISTRATIVE REQUIREMENTS ARE TO BE PROVIDED PER SPECIFICATIONS SHEET OR MANUAL. IF NEITHER IS PROVIDED, PLEASE CONTACT ARCHITECT IMMEDIATELY FOR VERIFICATION.
1.0.4 CONTRACTOR TO THOROUGHLY FIELD VERIFY CONDITIONS PRIOR TO PRICING TO INSURE FIELD CONDITIONS, DIMENSIONS AND QUANTITIES ARE CONSIDERED IN PREPARATION OF FINAL COSTS.
1.0.5 CONTRACTOR TO VERIFY PENETRATIONS THROUGH PARTITIONS (SUCH AS DUCTWORK ETC.) TO INSURE THAT ADEQUATE BRACING AND REINFORCEMENT ARE PROVIDED.
1.0.6 CONTRACTOR SHALL PROVIDE LABOR + MATERIAL AS REQUIRED FOR WORK WHICH MAY NOT FALL INTO JURISDICTION OF A SPECIFIC TRADE BUT IS REQUIRED FOR PROPER JOB EXECUTION AND COMPLETION OF CONSTRUCTION.
1.0.7 CONTRACTOR AND VENDORS SHALL DETERMINE AVAILABILITY OF ALL MATERIALS. ANY DELIVERY SCHEDULE THAT POTENTIALLY MAY CAUSE COORDINATION PROBLEMS DURING THE CONSTRUCTION / INSTALLATION SCHEDULE SHALL BE BROUGHT TO THE ATTENTION OF THE ARCHITECT EARLY ON, FOR POSSIBLE REEVALUATION OF MATERIAL DESIGNATION.

1.1 GENERAL PARTITION NOTES:

1.1.1 REFER TO GENERAL PARTITION PLAN TYPICALS FOR TYPICAL INFORMATION.
1.1.2 THE PARTITION ABOVE DOORS SHALL BE OF SAME CONSTRUCTION AS THE ADJACENT PARTITION.
1.1.3 CAULK GAPS WHERE INTERSECTIONS OF CONSTRUCTION ELEMENTS ARE NOT CRISP AND CONSISTENT. COORDINATE CAULKING & SEALING WITH SPECIFICATIONS SHEET OR MANUAL. INSTALL PER MANUFACTURERS INSTRUCTIONS.
1.1.4 FLOOR LEVEL AT DOORWAYS SHALL BE PROVIDED TO INSURE TOLERANCES IN DOOR DETAILS. GC SHOULD ORDER DOORS AND FRAMES FOR SCRIBE TO INSURE THAT UNDERCUT CLEARANCE PER DETAILS.
1.1.5 CONTRACTOR SHALL VERIFY EXISTING WALL / DEMISING WALL / CORE WALLS TO INFILL AND PATCH ANY OPENING TO MEET REQUIRED FIRE RATINGS.
1.1.6 DIMENSIONS:
A. SCALES AS STATED ARE VALID ON THE ORIGINAL DRAWING ONLY. DO NOT SCALE FROM THESE DRAWINGS. WRITTEN DIMENSIONS TAKE PRECEDENCE OVER GRAPHIC PRESENTATION. DETAIL DIMENSIONS TAKE PRECEDENCE OVER PLAN DIMENSIONS.

B. NOTIFY ARCHITECT OF ANY DIMENSIONAL DISCREPANCIES. ANY MODIFICATIONS OR DEVIATION TO BE BROUGHT TO THE ATTENTION OF THE ARCHITECT FOR REVIEW AND APPROVAL.
C. ALL VERTICAL DIMENSIONS SHALL BE TAKEN FROM A "BENCH MARK" OR OTHER SIMILAR GUIDE ESTABLISHED PRIOR TO THE START OF CONSTRUCTION. HIGH POINTS, LOW POINTS, IRREGULARITIES IN FLOOR SLAB WHICH COULD AFFECT FABRICATION / INSTALLATION, WORK OF OTHER TRADES OR VENDORS SHALL BE BROUGHT TO THE ATTENTION OF ARCHITECT.
1.1.7 MATERIALS:
A. INSTALL MOISTURE RESISTANT GWB AT AREAS EXPOSED TO MOISTURE INCLUDED BUT NOT LIMITED TO TOILETS, BREAKROOM COUNTERS AND OTHER SINK LOCATIONS U.N.O.
B. ALL NECESSARY WOOD BLOCKING / GROUNDS ETC. ARE TO BE FIRE RETARDANT TREATED GC SHALL FULLY COORDINATE SETTING AND PLACEMENT TO THESE ELEMENTS AND INSURE THAT LOCAL CODE / BUILDING REQUIREMENTS ARE MET.
C. GROUNDS / BLOCKING MAY NOT BE WHOLLY SHOWN ON DRAWING. GOOD CONSTRUCTION PRACTICE SHALL GOVERN / DETERMINE SAID USE.
D. INTERNAL WOOD BLOCKING SHALL BE PROVIDED FOR STURDY ANCHORAGE AT INTERSECTIONS OF WOOD / GLASS BORROWED LIGHT PARTITIONS AND ADJACENT DRYWALL CONSTRUCTION.

9 CONSTRUCTION PLAN GENERAL NOTES

1. ALL DOORS ARE TO BE LOCATED AS SHOWN U.N.O.

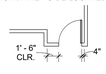

7 ALTERNATES: A1.01 ALTERNATE NOTE

1. DEMO WALL TO EXTENT NECESSARY FOR NEW DOOR AND FRAME
2. DEMO PARTIAL HEIGHT WALL
3. DEMO PARTIAL HEIGHT WALL. REPAIR SOFFIT ABOVE AS REQUIRED.
4. DEMO WALL TO CEILING. PATCH/REPAIR GRID/CEILING AS REQUIRED.
5. RELOCATE THERMOSTAT TO ADJACENT WALL
6. REMOVE WOOD BASE. REMOVE WALLCOVERING AND PREP FOR PAINT.

8 GENERAL PARTITION PLAN TYPICALS:

6 MILLWORK NOTES 1 MILLWORK NOTE

SYMBOL	DESCRIPTION
	EXISTING PARTITION TO REMAIN
	EXISTING PARTITION TO DEMO
1	WALL TYPE TAG
	NEW PARTITION
	NEW PARTITION TO STRUCTURE
FEC	FIRE EXTINGUISHER CABINET - SOLID DOOR, FLAT TRIM FULLY RECESSED, ALUMINUM CABINET, COLOR IN WHITE; FIRE EXTINGUISHER - DRY CHEMICAL TYPE, CLASS B-C, SIZE 10
FEC	SURFACE MOUNT FIRE EXTINGUISHER DRY CHEMICAL TYPE, CLASS B-C, SIZE 10
	INDICATES MILLWORK PROVIDED AND INSTALLED BY G.C.
0000 1 A	DOOR NUMBER DOOR TYPE | HARDWARE TYPE

4 CONSTRUCTION PLAN CODED NOTES

5 CONSTRUCTION LEGEND

DOOR TYPE	DESCRIPTION	FIRE RATING	DOOR MATERIAL	DOOR FINISH	FRAME MATERIAL	FRAME FINISH	COMMENTS
101	1 3/4" x 3'-0" x 8'-10"	NR	S.C. WOOD	STAINED	H.M. FRAME	SEMI-GLOSS PAINT	OAK VENEER - CUT, MATCH AND BALANCE TO MATCH EXISTING

3 DOOR SCHEDULE

SET	ITEMS	Finish	MANUFACTURER OR BUILDING STANDARD
E1	EXISTING HARDWARE		
A1	BUTT HINGES	MATCH EXISTING	MATCH EXISTING
	MORTISE PASSAGE SET WITH LEVER	MATCH EXISTING	MATCH EXISTING
	FLOOR DOOR STOP	MATCH EXISTING	MATCH EXISTING
	SILENCERS	MATCH EXISTING	MATCH EXISTING

2 DOOR HARDWARE SCHEDULE

ASD | SKY

55 Ivan Allen Jr. Blvd.
Suite 100
Atlanta, GA 30308
T 404.688.3318
F 404.688.2255
www.asdsky.com

GEORGIA LOTTERY®

Headquarters Renovation

250 Williams St NW
Suite 3000
Atlanta, GA 30303

This drawing is the property of Associated Space Design, Inc. and is not to be reproduced or copied in whole or part. It is not to be used on any other project and is to be returned upon request. Scales as stated herein are for reference only as normal reproduction processes may alter the accuracy of original drawings. Associated Space Design, Inc. 2018

NO:	DATE:	REMARKS:
A	07.26.2020	FOR BID

ISSUE:

DRAWING TITLE:
CONSTRUCTION PLAN @ 3RD FLOOR QUAD B PHASE 1

PROJECT NO.: 11615.00
ISSUE DATE: 07.26.2020
DRAWN BY: MM
CHECKED BY: SY
SHEET NUMBER: A1.03B

7/28/2020 10:52:58 PM

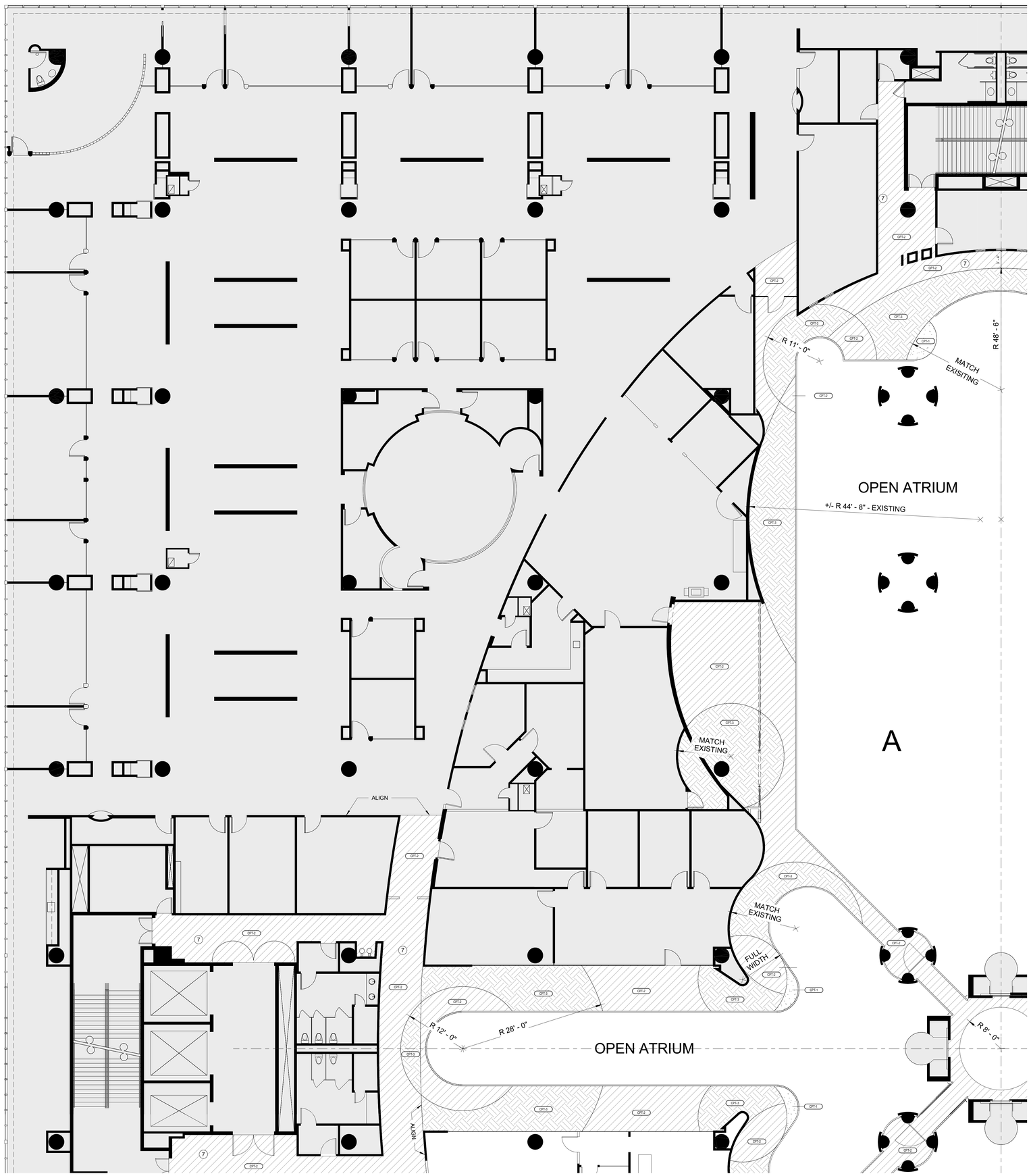

1 FINISH PLAN - PHASE 1 A

1/8" = 1'-0"

3.0 GENERAL REQUIREMENTS
3.0.1 REFER TO PARTITION PLAN FOR TYPICAL GENERAL REQUIREMENTS INCLUDING SUBMITTAL REQUIREMENTS.

3.0 GENERAL FINISH NOTES:
3.1.0 REFER TO GENERAL FINISH STANDARDS FOR TYPICAL INFORMATION INCLUDING SUBMITTAL REQUIREMENTS.

3.2.0 FLOOR:
3.2.1 CONTRACTOR IS RESPONSIBLE FOR ALL FLASH PATCHING AND TO HAVE FLOOR IN CONDITION TO RECEIVE MATERIALS PER PLAN. CONTRACTOR TO INSURE THAT DOOR CLEARANCES PER DETAILS ARE MET.
3.2.2 VCT INSTALLATION SHALL BE PER INSTRUCTIONS ON DRAWING. SEAMS SHALL BE TIGHT AND INVISIBLE. FLOOR SHALL BE CLEANED PER MANUFACTURERS INSTRUCTIONS AND RECEIVE TWO (2) COATS OF NON-SLIP WAX WHICH SHALL BE THOROUGHLY MACHINE BUFFED (AS APPROPRIATE TO TILE MANUFACTURER)
3.2.3 CONTRACTOR SHALL PROVIDE VINYL TRANSITION STRIPS AND RUBBER TRANSITION STRIPS AT ALL LOCATIONS REQUIRED. PROVIDE SAMPLE FOR COLOR PRIOR TO INSTALLATION.

3.3.0 WALLS:
3.3.1 PAINT FOR WALL FINISHES SHALL BE THREE (3) COATS (EGGSHELL U.N.O. IN FINISH PLAN STANDARDS); ONE (1) PRIMER PLUS TWO (2) FINISH COATS, COLOR AS SPECIFIED. METAL ELEMENTS AND DOOR / WINDOW FRAMES SHALL HAVE THREE (3) COATS OF SEMI-GLOSS LATEX ENAMEL FINISH.
3.3.2 G.C. SHALL ASSURE THAT NO ELECTRICAL RECEPTACLE OR TELECOMMUNICATIONS OUTLET COVER PLATES HAVE BEEN INSTALLED PRIOR TO COMPLETION OF APPLICATION OF ANY WALL FINISH MATERIALS. ANY APPLIED COVER PLATES OR SURFACE HARDWARE ETC. SHALL BE REMOVED PRIOR TO FINAL WALL FINISH APPLICATION.

3.4.0 MISCELLANEOUS:
3.4.1 ALL MISCELLANEOUS GRILLS, PLATES, ETC. OCCURRING ON WALLS OR CEILING SHALL BE PAINTED TO MATCH THE SURFACES ON WHICH THEY OCCUR U.N.O. ALL METAL SURFACES SHALL BE PRIMED PRIOR TO PAINTING.

7 FINISH PLAN GENERAL NOTES:

A3.01 Edit Type to Enter Text

1. FINISHES TO BE AS FOLLOWS (U.N.O.):

WALLS PT-1
BASE B-1
CARPET C-1
CEILING CEILING WHITE

2. TYPICAL OFFICE FINISHES ARE AS NOTED:

6 ALTERNATES:

A3.01 ALTERNATE NOTE

1. EXISTING CARPET TO REMIAN UNTIL PHASE 2
2. ALL WALLS TO BE PAINTED PT-1 UNLESS NOTED OTHERWISE
3. REPLACE EXISITNG WOOD BASE WITH B-1
4. REPLACE EXISTING RUBBER BASE WITH NEW B-1. TYPICAL AT ALL EXTERIOR OFFICES.
5. REMOVE EXISITNG WALLCOVEIRNG, PATCH, REPAIR, AND PAINT PT-1
6. ALIGN TRANSITION WITH EDGE OF SOFFIT ABOVE
7. REPLACE EXISTING RUBBER BASE WITH NEW B-1. TYPICAL AT ATRIUM CORRIDORS.
8. NOTIFY ARCHITECT IF EXISTING PARTITIONS DO NOT ALIGN

5 GENERAL FINISH PLAN TYPICALS:

WALL / CPT-1 / BASE — STANDARD FINISH TAG. REFER TO FINISH SCHEDULE.
MULTIPLE FINISHES OCCUR AT SOME LOCATION. SEE REFERRING PLAN OR ELEVATION FOR DETAILS.

WALL — ACCENT WALL FINISH.

CPT-1 — ACCENT FLOOR MATERIAL.

BASE — BASE MATERIAL.

FLOOR MATERIAL TRANSITION

4 FINISH PLAN CODED NOTES:

3 FINISH SYMBOL LEGEND:

KEY	ITEM	MANUFACTURER	STYLE	COLOR	FINISH	PHASE	REMARKS
FLOOR							
CPT-1	CARPET	SHAW	FLAT WEAVE 5T321	ARGAN 01100		1 & 2	
CPT-2	CARPET	SHAW	SHELTER 5T240	FOG 38518		1 & 2	
CPT-3	CARPET	SHAW	FAMILIAR 5T325	FOG 35518		1 & 2	
LVT-1	VINYL TILE	SHAW	TBD	TBD		2	
LVT-2	VINYL TILE	SHAW	TBD	TBD		2	
WALL							
PT-1	PAINT	BENJAMIN MOORE	-	WICKHAM GRAY HC-171	EGGSHELL	1 & 2	SEMI-GLOSS AT DOORS AND FRAMES
PT-2	PAINT	BENJAMIN MOORE	-	SILVER SPRING 2120-50	EGGSHELL	2	
PT-3	PAINT	BENJAMIN MOORE	-	SMOKE GRAY 2120-40	EGGSHELL	2	
PT-4	PAINT	BENJAMIN MOORE	-	WITCHING HOUR 2120-30	EGGSHELL	2	

2 FINISH SCHEDULE:

ASD | SKY

55 Ivan Allen Jr. Blvd.
Suite 100
Atlanta, GA 30308
T 404.688.3318
F 404.688.2255
www.asdsky.com

GEORGIA LOTTERY®

Headquarters Renovation

250 Williams St NW
Suite 3000
Atlanta, GA 30303

This drawing is the property of Associated Space Design, Inc. and is not to be reproduced or copied in whole or part. It is not to be used on any other project and is to be returned upon request. Scales as stated herein are for reference only as normal reproduction processes may alter the accuracy of original drawings.
Associated Space Design, Inc. 2018

NO:	DATE:	REMARKS:
A	07.26.2020	FOR BID

ISSUE:

DRAWING TITLE:
FINISH PLAN
@ 3RD FLOOR
QUAD A PHASE 1

PROJECT NO.:	ISSUE DATE:
11615.00	07.26.2020
DRAWN BY: MM	CHECKED BY: SY

SHEET NUMBER:
A3.03A

7/26/2020 10:51:43 PM

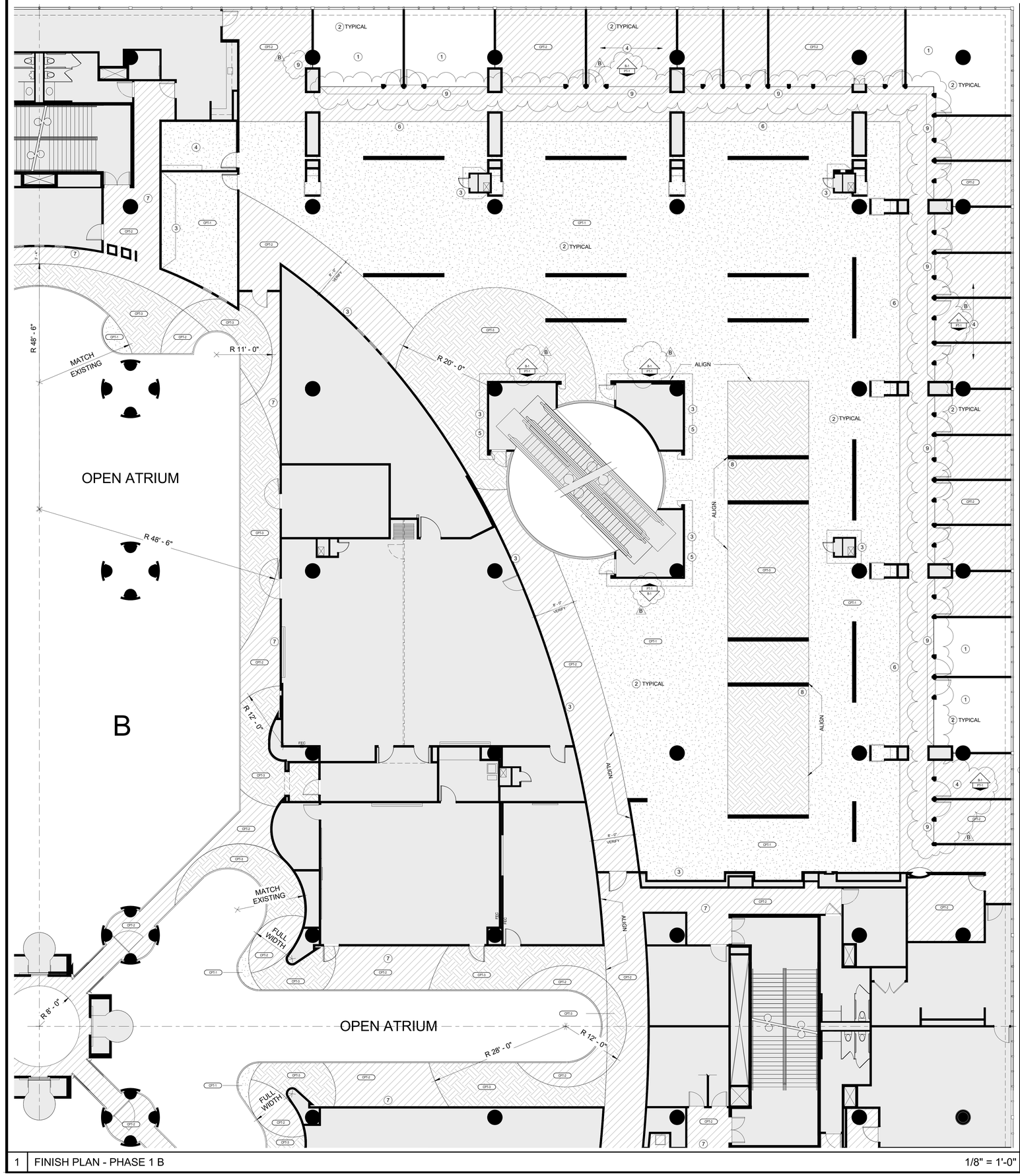

1 FINISH PLAN - PHASE 1 B

1/8" = 1'-0"

3.0 GENERAL REQUIREMENTS
3.0.1 REFER TO PARTITION PLAN FOR TYPICAL GENERAL REQUIREMENTS INCLUDING SUBMITTAL REQUIREMENTS.

3.0 GENERAL FINISH NOTES:
3.1.0 REFER TO GENERAL FINISH STANDARDS FOR TYPICAL INFORMATION INCLUDING SUBMITTAL REQUIREMENTS.

3.2.0 FLOOR:
3.2.1 CONTRACTOR IS RESPONSIBLE FOR ALL FLASH PATCHING AND TO HAVE FLOOR IN CONDITION TO RECEIVE MATERIALS PER PLAN. CONTRACTOR TO INSURE THAT DOOR CLEARANCES PER DETAILS ARE MET.
3.2.2 VCT INSTALLATION SHALL BE PER INSTRUCTIONS ON DRAWING. SEAMS SHALL BE TIGHT AND INVISIBLE. FLOOR SHALL BE CLEANED PER MANUFACTURERS INSTRUCTIONS AND RECEIVE TWO (2) COATS OF NON-SLIP WAX WHICH SHALL BE THOROUGHLY MACHINE BUFFED (AS APPROPRIATE TO TILE MANUFACTURER)
3.2.3 CONTRACTOR SHALL PROVIDE VINYL TRANSITION STRIPS AND RUBBER TRANSITION STRIPS AT ALL LOCATIONS REQUIRED. PROVIDE SAMPLE FOR COLOR PRIOR TO INSTALLATION.

3.3.0 WALLS:
3.3.1 PAINT FOR WALL FINISHES SHALL BE THREE (3) COATS (EGGSHELL U.N.O. IN FINISH PLAN STANDARDS); ONE (1) PRIMER PLUS TWO (2) FINISH COATS, COLOR AS SPECIFIED. METAL ELEMENTS AND DOOR / WINDOW FRAMES SHALL HAVE THREE (3) COATS OF SEMI-GLOSS LATEX ENAMEL FINISH.
3.3.2 G.C. SHALL ASSURE THAT NO ELECTRICAL RECEPTACLE OR TELECOMMUNICATIONS OUTLET COVER PLATES HAVE BEEN INSTALLED PRIOR TO COMPLETION OF APPLICATION OF ANY WALL FINISH MATERIALS. ANY APPLIED COVER PLATES OR SURFACE HARDWARE ETC. SHALL BE REMOVED PRIOR TO FINAL WALL FINISH APPLICATION.

3.4.0 MISCELLANEOUS:
3.4.1 ALL MISCELLANEOUS GRILLS, PLATES, ETC. OCCURRING ON WALLS OR CEILING SHALL BE PAINTED TO MATCH THE SURFACES ON WHICH THEY OCCUR U.N.O. ALL METAL SURFACES SHALL BE PRIMED PRIOR TO PAINTING.

7 FINISH PLAN GENERAL NOTES:

A3.01 Edit Type to Enter Text

1. FINISHES TO BE AS FOLLOWS (U.N.O.):

WALLS PT-1
BASE B-1
CARPET C-1
CEILING CEILING WHITE

2. TYPICAL OFFICE FINISHES ARE AS NOTED:

6 ALTERNATES:

A3.01 ALTERNATE NOTE

1. EXISTING CARPET TO REMIAN UNTIL PHASE 2
2. ALL WALLS TO BE PAINTED PT-1 UNLESS NOTED OTHERWISE
3. REPLACE EXISITNG WOOD BASE WITH B-1
4. REPLACE EXISTING RUBBER BASE WITH NEW B-1. TYPICAL AT ALL EXTERIOR OFFICES.
5. REMOVE EXISITNG WALLCOVEIRNG, PATCH, REPAIR, AND PAINT PT-1
6. ALIGN TRANSITION WITH EDGE OF SOFFIT ABOVE
7. REPLACE EXISTING RUBBER BASE WITH NEW B-1. TYPICAL AT ATRIUM CORRIDORS.
8. NOTIFY ARCHITECT IF EXISTING PARTITIONS DO NOT ALIGN
9. GLAZING CHANNELS AT OFFICES TO BE PAINTED PT-4, INTERIOR AND EXTERIOR

B

5 GENERAL FINISH PLAN TYPICALS:

WALL / CPT-1 / CPT-2 / BASE / WALL — STANDARD FINISH TAG. REFER TO FINISH SCHEDULE.
MULTIPLE FINISHES OCCUR AT SOME LOCATION. SEE REFERRING PLAN OR ELEVATION FOR DETAILS.

WALL — ACCENT WALL FINISH.

CPT-1 — ACCENT FLOOR MATERIAL.

BASE — BASE MATERIAL.

FLOOR MATERIAL TRANSITION

4 FINISH PLAN CODED NOTES:

3 FINISH SYMBOL LEGEND:

KEY	ITEM	MANUFACTURER	STYLE	COLOR	FINISH	PHASE	REMARKS
BASE							
B-1	RUBBER BASE	JOHNSONITE	DURACOVE - 4"	TB3 DOVER	-	1 & 2	B
FLOOR							
CPT-1	CARPET	SHAW	FLAT WEAVE 5T321	ARGAN 01100	-	1 & 2	
CPT-2	CARPET	SHAW	SHELTER 5T240	FOG 38518	-	1 & 2	
CPT-3	CARPET	SHAW	FAMILIAR 5T325	FOG 35518	-	1 & 2	
LVT-1	VINYL TILE	SHAW	TBD	TBD	-	2	
LVT-2	VINYL TILE	SHAW	TBD	TBD	-	2	
WALL							
PT-1	PAINT	BENJAMIN MOORE	-	WICKHAM GRAY HC-171	EGGSHELL	1 & 2	SEMI-GLOSS AT DOORS AND FRAMES
PT-2	PAINT	BENJAMIN MOORE	-	SILVER SPRING 2120-50	EGGSHELL	2	
PT-3	PAINT	BENJAMIN MOORE	-	SMOKE GRAY 2120-40	EGGSHELL	2	
PT-4	PAINT	BENJAMIN MOORE	-	WITCHING HOUR 2120-30	EGGSHELL	1 & 2	SEMI-GLOSS B

2 FINISH SCHEDULE:

ASD | SKY

55 Ivan Allen Jr. Blvd.
Suite 100
Atlanta, GA 30308
T 404.688.3318
F 404.688.2255
www.asdsky.com

GEORGIA LOTTERY®

Headquarters Renovation

250 Williams St NW
Suite 3000
Atlanta, GA 30303

This drawing is the property of Associated Space Design, Inc. and is not to be reproduced or copied in whole or part. It is not to be used on any other project and is to be returned upon request. Scales as stated herein are for reference only as normal reproduction processes may alter the accuracy of original drawings.
Associated Space Design, Inc. 2018

NO:	DATE:	REMARKS:
B	08.28.2020	FOR BID
A	07.26.2020	FOR BID

ISSUE:

DRAWING TITLE:
FINISH PLAN
@ 3RD FLOOR
QUAD B PHASE 1

PROJECT NO.:	ISSUE DATE:
11615.00	07/26/20
DRAWN BY: MM	CHECKED BY: SY

SHEET NUMBER:
A3.03B

8/28/2020 1:48:02 PM

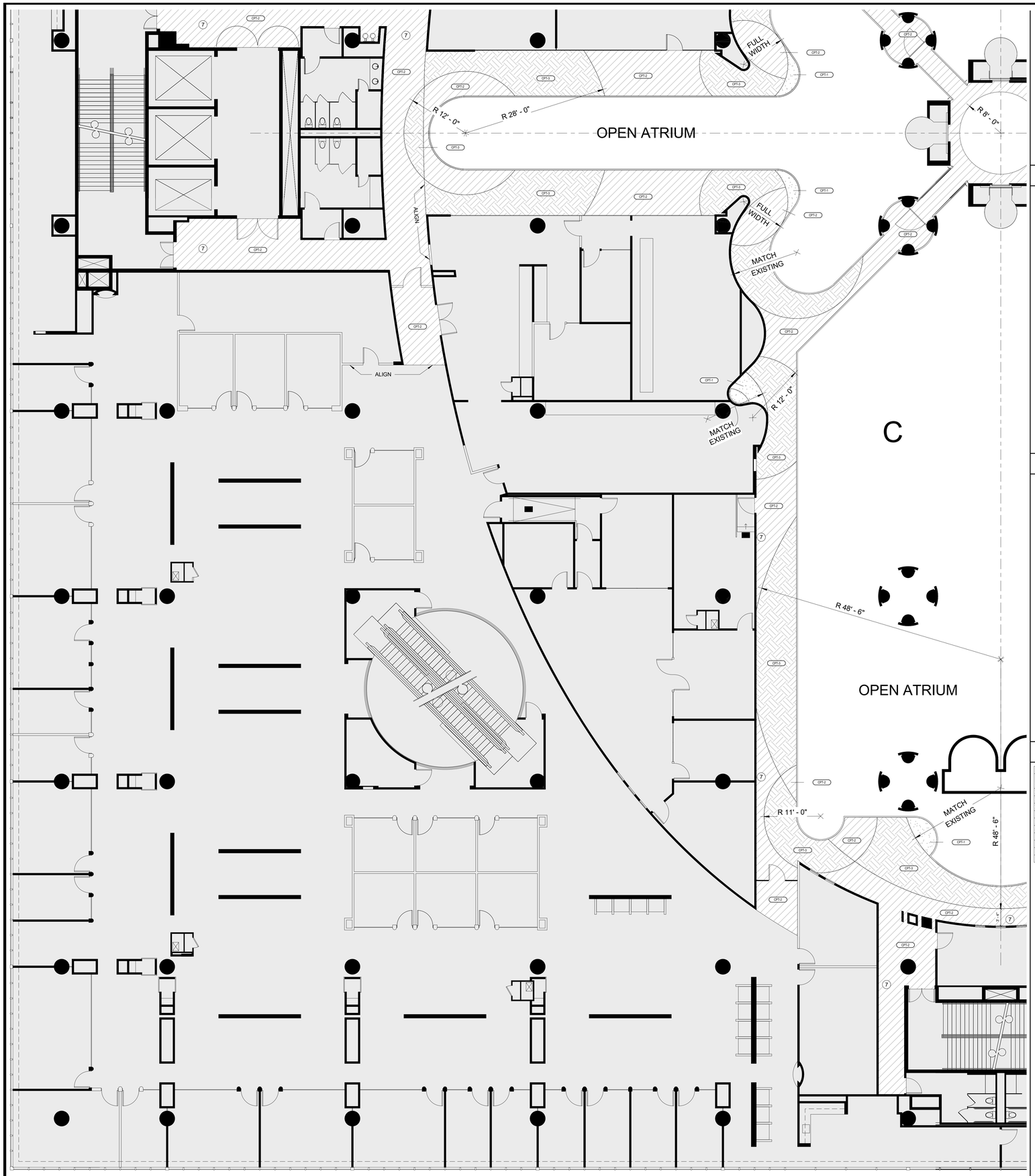

1 FINISH PLAN - PHASE 1 C 1/8" = 1'-0"

3.0 GENERAL REQUIREMENTS
3.0.1 REFER TO PARTITION PLAN FOR TYPICAL GENERAL REQUIREMENTS INCLUDING SUBMITTAL REQUIREMENTS.

3.0 GENERAL FINISH NOTES:
3.1.0 REFER TO GENERAL FINISH STANDARDS FOR TYPICAL INFORMATION INCLUDING SUBMITTAL REQUIREMENTS.

3.2.0 FLOOR:
3.2.1 CONTRACTOR IS RESPONSIBLE FOR ALL FLASH PATCHING AND TO HAVE FLOOR IN CONDITION TO RECEIVE MATERIALS PER PLAN. CONTRACTOR TO INSURE THAT DOOR CLEARANCES PER DETAILS ARE MET.
3.2.2 VCT INSTALLATION SHALL BE PER INSTRUCTIONS ON DRAWING. SEAMS SHALL BE TIGHT AND INVISIBLE. FLOOR SHALL BE CLEANED PER MANUFACTURERS INSTRUCTIONS AND RECEIVE TWO (2) COATS OF NON-SLIP WAX WHICH SHALL BE THOROUGHLY MACHINE BUFFED (AS APPROPRIATE TO TILE MANUFACTURER)
3.2.3 CONTRACTOR SHALL PROVIDE VINYL TRANSITION STRIPS AND RUBBER TRANSITION STRIPS AT ALL LOCATIONS REQUIRED. PROVIDE SAMPLE FOR COLOR PRIOR TO INSTALLATION.

3.3.0 WALLS:
3.3.1 PAINT FOR WALL FINISHES SHALL BE THREE (3) COATS (EGGSHELL U.N.O. IN FINISH PLAN STANDARDS); ONE (1) PRIMER PLUS TWO (2) FINISH COATS, COLOR AS SPECIFIED. METAL ELEMENTS AND DOOR / WINDOW FRAMES SHALL HAVE THREE (3) COATS OF SEMI-GLOSS LATEX ENAMEL FINISH.
3.3.2 G.C. SHALL ASSURE THAT NO ELECTRICAL RECEPTACLE OR TELECOMMUNICATIONS OUTLET COVER PLATES HAVE BEEN INSTALLED PRIOR TO COMPLETION OF APPLICATION OF ANY WALL FINISH MATERIALS. ANY APPLIED COVER PLATES OR SURFACE HARDWARE ETC. SHALL BE REMOVED PRIOR TO FINAL WALL FINISH APPLICATION.

3.4.0 MISCELLANEOUS:
3.4.1 ALL MISCELLANEOUS GRILLS, PLATES, ETC. OCCURRING ON WALLS OR CEILING SHALL BE PAINTED TO MATCH THE SURFACES ON WHICH THEY OCCUR U.N.O. ALL METAL SURFACES SHALL BE PRIMED PRIOR TO PAINTING.

7 FINISH PLAN GENERAL NOTES:

A3.01 Edit Type to Enter Text

1. FINISHES TO BE AS FOLLOWS (U.N.O.):

WALLS PT-1
BASE B-1
CARPET C-1
CEILING CEILING WHITE

2. TYPICAL OFFICE FINISHES ARE AS NOTED:

6 ALTERNATES:

A3.01 ALTERNATE NOTE

1. EXISTING CARPET TO REMIAN UNTIL PHASE 2
2. ALL WALLS TO BE PAINTED PT-1 UNLESS NOTED OTHERWISE
3. REPLACE EXISITNG WOOD BASE WITH B-1
4. REPLACE EXISTING RUBBER BASE WITH NEW B-1. TYPICAL AT ALL EXTERIOR OFFICES.
5. REMOVE EXISITNG WALLCOVEIRNG, PATCH, REPAIR, AND PAINT PT-1
6. ALIGN TRANSITION WITH EDGE OF SOFFIT ABOVE
7. REPLACE EXISTING RUBBER BASE WITH NEW B-1. TYPICAL AT ATRIUM CORRIDORS.
8. NOTIFY ARCHITECT IF EXISTING PARTITIONS DO NOT ALIGN

5 GENERAL FINISH PLAN TYPICALS:

WALL / CPT-1 / BASE — STANDARD FINISH TAG. REFER TO FINISH SCHEDULE.
MULTIPLE FINISHES OCCUR AT SOME LOCATION. SEE REFERRING PLAN OR ELEVATION FOR DETAILS.

WALL — ACCENT WALL FINISH.

CPT-1 — ACCENT FLOOR MATERIAL.

BASE — BASE MATERIAL.

FLOOR MATERIAL TRANSITION

4 FINISH PLAN CODED NOTES:

3 FINISH SYMBOL LEGEND:

KEY	ITEM	MANUFACTURER	STYLE	COLOR	FINISH	PHASE	REMARKS
FLOOR							
CPT-1	CARPET	SHAW	FLAT WEAVE 5T321	ARGAN 01100		1 & 2	
CPT-2	CARPET	SHAW	SHELTER 5T240	FOG 38518		1 & 2	
CPT-3	CARPET	SHAW	FAMILIAR 5T325	FOG 35518		1 & 2	
LVT-1	VINYL TILE	SHAW	TBD	TBD		2	
LVT-2	VINYL TILE	SHAW	TBD	TBD		2	
WALL							
PT-1	PAINT	BENJAMIN MOORE	-	WICKHAM GRAY HC-171	EGGSHELL	1 & 2	SEMI-GLOSS AT DOORS AND FRAMES
PT-2	PAINT	BENJAMIN MOORE	-	SILVER SPRING 2120-50	EGGSHELL	2	
PT-3	PAINT	BENJAMIN MOORE	-	SMOKE GRAY 2120-40	EGGSHELL	2	
PT-4	PAINT	BENJAMIN MOORE	-	WITCHING HOUR 2120-30	EGGSHELL	2	

2 FINISH SCHEDULE:

ASD | SKY

55 Ivan Allen Jr. Blvd.
Suite 100
Atlanta, GA 30308
T 404.688.3318
F 404.688.2255
www.asdsky.com

GEORGIA LOTTERY®

Headquarters Renovation

250 Williams St NW
Suite 3000
Atlanta, GA 30303

This drawing is the property of Associated Space Design, Inc. and is not to be reproduced or copied in whole or part. It is not to be used on any other project and is to be returned upon request. Scales as stated herein are for reference only as normal reproduction processes may alter the accuracy of original drawings.
Associated Space Design, Inc. 2018

NO:	DATE:	REMARKS:
A	07.26.2020	FOR BID

ISSUE:

DRAWING TITLE:
FINISH PLAN
@ 3RD FLOOR
QUAD C PHASE 1

PROJECT NO.: 11615.00
ISSUE DATE: 07/26/20
DRAWN BY: MM
CHECKED BY: SY
SHEET NUMBER: A3.03C

7/26/2020 10:50:39 PM

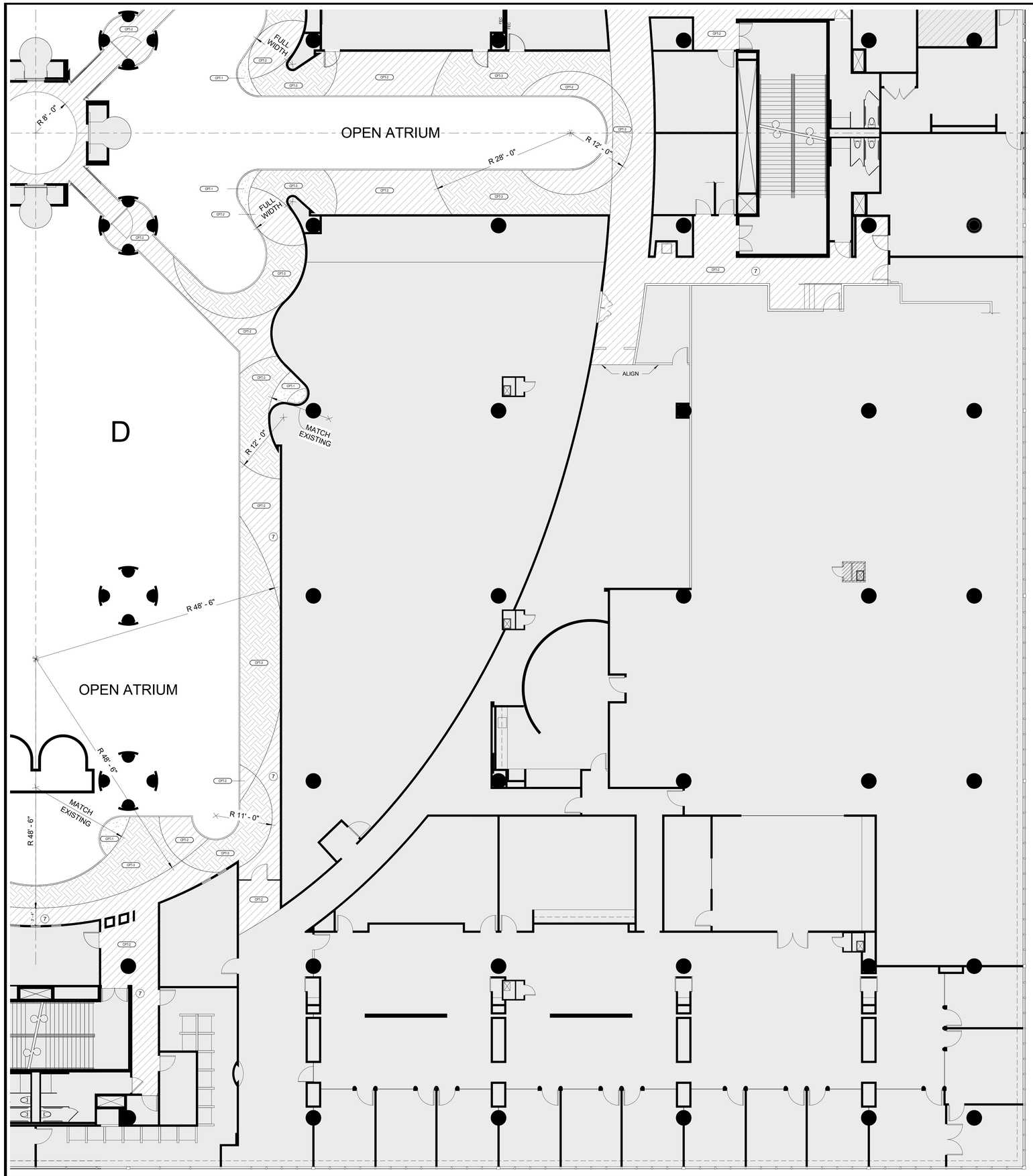

1 FINISH PLAN - PHASE 1 D 1/8" = 1'-0"

3.0 GENERAL REQUIREMENTS
3.0.1 REFER TO PARTITION PLAN FOR TYPICAL GENERAL REQUIREMENTS INCLUDING SUBMITTAL REQUIREMENTS.

3.0 GENERAL FINISH NOTES:
3.1.0 REFER TO GENERAL FINISH STANDARDS FOR TYPICAL INFORMATION INCLUDING SUBMITTAL REQUIREMENTS.

3.2.0 FLOOR:
3.2.1 CONTRACTOR IS RESPONSIBLE FOR ALL FLASH PATCHING AND TO HAVE FLOOR IN CONDITION TO RECEIVE MATERIALS PER PLAN. CONTRACTOR TO INSURE THAT DOOR CLEARANCES PER DETAILS ARE MET.
3.2.2 VCT INSTALLATION SHALL BE PER INSTRUCTIONS ON DRAWING. SEAMS SHALL BE TIGHT AND INVISIBLE. FLOOR SHALL BE CLEANED PER MANUFACTURERS INSTRUCTIONS AND RECEIVE TWO (2) COATS OF NON-SLIP WAX WHICH SHALL BE THOROUGHLY MACHINE BUFFED (AS APPROPRIATE TO TILE MANUFACTURER)
3.2.3 CONTRACTOR SHALL PROVIDE VINYL TRANSITION STRIPS AND RUBBER TRANSITION STRIPS AT ALL LOCATIONS REQUIRED. PROVIDE SAMPLE FOR COLOR PRIOR TO INSTALLATION.

3.3.0 WALLS:
3.3.1 PAINT FOR WALL FINISHES SHALL BE THREE (3) COATS (EGGSHELL U.N.O. IN FINISH PLAN STANDARDS); ONE (1) PRIMER PLUS TWO (2) FINISH COATS, COLOR AS SPECIFIED. METAL ELEMENTS AND DOOR / WINDOW FRAMES SHALL HAVE THREE (3) COATS OF SEMI-GLOSS LATEX ENAMEL FINISH.
3.3.2 G.C. SHALL ASSURE THAT NO ELECTRICAL RECEPTACLE OR TELECOMMUNICATIONS OUTLET COVER PLATES HAVE BEEN INSTALLED PRIOR TO COMPLETION OF APPLICATION OF ANY WALL FINISH MATERIALS. ANY APPLIED COVER PLATES OR SURFACE HARDWARE ETC. SHALL BE REMOVED PRIOR TO FINAL WALL FINISH APPLICATION.

3.4.0 MISCELLANEOUS:
3.4.1 ALL MISCELLANEOUS GRILLS, PLATES, ETC. OCCURRING ON WALLS OR CEILING SHALL BE PAINTED TO MATCH THE SURFACES ON WHICH THEY OCCUR U.N.O. ALL METAL SURFACES SHALL BE PRIMED PRIOR TO PAINTING.

7 FINISH PLAN GENERAL NOTES:

A3.01 Edit Type to Enter Text

1. FINISHES TO BE AS FOLLOWS (U.N.O.):

WALLS PT-1
BASE B-1
CARPET C-1
CEILING CEILING WHITE

2. TYPICAL OFFICE FINISHES ARE AS NOTED:

6 ALTERNATES:

A3.01 ALTERNATE NOTE

1. EXISTING CARPET TO REMIAN UNTIL PHASE 2
2. ALL WALLS TO BE PAINTED PT-1 UNLESS NOTED OTHERWISE
3. REPLACE EXISITNG WOOD BASE WITH B-1
4. REPLACE EXISTING RUBBER BASE WITH NEW B-1. TYPICAL AT ALL EXTERIOR OFFICES.
5. REMOVE EXISITNG WALLCOVEIRNG, PATCH, REPAIR, AND PAINT PT-1
6. ALIGN TRANSITION WITH EDGE OF SOFFIT ABOVE
7. REPLACE EXISTING RUBBER BASE WITH NEW B-1. TYPICAL AT ATRIUM CORRIDORS.
8. NOTIFY ARCHITECT IF EXISTING PARTITIONS DO NOT ALIGN

5 GENERAL FINISH PLAN TYPICALS:

WALL / CPT-1 / BASE — STANDARD FINISH TAG. REFER TO FINISH SCHEDULE.
MULTIPLE FINISHES OCCUR AT SOME LOCATION. SEE REFERRING PLAN OR ELEVATION FOR DETAILS.

WALL — ACCENT WALL FINISH.

CPT-1 — ACCENT FLOOR MATERIAL.

BASE — BASE MATERIAL.

FLOOR MATERIAL TRANSITION

4 FINISH PLAN CODED NOTES:

3 FINISH SYMBOL LEGEND:

KEY	ITEM	MANUFACTURER	STYLE	COLOR	FINISH	PHASE	REMARKS
FLOOR							
CPT-1	CARPET	SHAW	FLAT WEAVE 5T321	ARGAN 01100		1 & 2	
CPT-2	CARPET	SHAW	SHELTER 5T240	FOG 38518		1 & 2	
CPT-3	CARPET	SHAW	FAMILIAR 5T325	FOG 35518		1 & 2	
LVT-1	VINYL TILE	SHAW	TBD	TBD		2	
LVT-2	VINYL TILE	SHAW	TBD	TBD		2	
WALL							
PT-1	PAINT	BENJAMIN MOORE	-	WICKHAM GRAY HC-171	EGGSHELL	1 & 2	SEMI-GLOSS AT DOORS AND FRAMES
PT-2	PAINT	BENJAMIN MOORE	-	SILVER SPRING 2120-50	EGGSHELL	2	
PT-3	PAINT	BENJAMIN MOORE	-	SMOKE GRAY 2120-40	EGGSHELL	2	
PT-4	PAINT	BENJAMIN MOORE	-	WITCHING HOUR 2120-30	EGGSHELL	2	

2 FINISH SCHEDULE:

ASD | SKY

55 Ivan Allen Jr. Blvd.
Suite 100
Atlanta, GA 30308
T 404.688.3318
F 404.688.2255
www.asdsky.com

GEORGIA LOTTERY®

Headquarters Renovation

250 Williams St NW
Suite 3000
Atlanta, GA 30303

This drawing is the property of Associated Space Design, Inc. and is not to be reproduced or copied in whole or part. It is not to be used on any other project and is to be returned upon request. Scales as stated herein are for reference only as normal reproduction processes may alter the accuracy of original drawings.
Associated Space Design, Inc. 2018

NO:	DATE:	REMARKS:
A	07.26.2020	FOR BID

ISSUE:

DRAWING TITLE:
FINISH PLAN
@ 3RD FLOOR
QUAD D PHASE 1

PROJECT NO.: 11615.00
ISSUE DATE: 07/26/20
DRAWN BY: MM
CHECKED BY: SY
SHEET NUMBER: A3.03D

7/26/2020 10:50:09 PM